



Features

- * Customized **USA CREE** LED, 180lm/w, CRI **Ra80-93**. Junction temperature **<70° C**
- * TaiWan **MeanWell** LED Drivers, wide AC90V~305V, **PF>0.98**, low THD<9%
- * Ultra-low luminous decay **<5%** in 5 years. L70>50,000hrs. Design lifespan **80,000hrs**
- * **SONY 4D** active heat dissipation technology. Unitized module design, **biggest cooling area**
- * Constant current and constant voltage design, much more reliable than other LED floodlights
- * Japan **calculus optical DIWL lens**, light transmittance of PMMA up to 98%.
- * **10° 24° 38° 60° 90°** beam angles and excellent uniformity
- * High strength structure coated with corrosion resistant polyester powder, real **anti-corrosion**
- * Excellent optical design, low UGR. **Noflickering** for slow-motion image. Applicable to **HDTV live broadcasting**
- * Intelligent dimming system. 0-10V, **1-10V**, Triac and **DALI** dimming models are available
- * **CE(TUV) RoHS FCC DLC** and **IP67** approved, **5 years warranty**
- * Widely used in stadium, sports field, tunnel, high mast lighting, light tower, ports...
Applicable for most places

Product Certification: CE \ RoHS \ FCC \ DLC

Driver:



Driver certification:



Safety and EMC design refer to EN60598-1, subject 8750(UL), CNS15233, GB7000.1, FCC part18.

SAFETY & EMC	SAFETY STANDARDS	Note.7 UL1012, CAN/CSA-C22.2 No. 107.1-01, UL8750, CSAC22.2 No. 250.0-08, TUV EN61347-1, EN61347-2-13 independent (except for HLG-240H C type), UL60950-1, UL8750, TUV EN60950-1, IP65 or IP67, J61347-1, J61347-2-13 approved
	WITHSTAND VOLTAGE	I/P-O/P:3.75KVAC I/P-FG:2KVAC O/P-FG:0.5KVAC
	ISOLATION RESISTANCE	I/P-O/P, I/P-FG, O/P-FG:100M Ohms / 500VDC / 25°C / 70% RH
	EMC EMISSION	Compliance to EN55015, EN55022 (CISPR22) Class B, EN61000-3-2 Class C ($\geq 50\%$ load) ; EN61000-3-3
	EMC IMMUNITY	Compliance to EN61000-4-2,3,4,5,6,8,11, EN61547, EN55024, light industry level (surge 4KV), criteria A


LED Chip:




LED COMPONENTS IES LM-80 TESTING RESULTS

Data Set	Case Temp. [T _s]	Ambient Temp. [T _A]	Drive Current [I _F]	Average Lumen Maintenance at 6,000 hours	Average Chromaticity Shift ($\Delta u'v'$) at 6,000 hours	Reported TM-21 Lifetimes
3+	105°C	105°C	200 mA (37V) 400 mA (18V)	98.4% 60000hours=84%	0.0008	L90(10k) > 60,500 hrs L80(10k) > 60,500 hrs L70(10k) > 60,500 hrs
4+	55°C	55°C	375 mA (37V) 750 mA (18V)	97.7%	0.0006	L90(10k) > 60,500 hrs L80(10k) > 60,500 hrs L70(10k) > 60,500 hrs
5+	85°C	85°C	375 mA (37V) 750 mA (18V)	97.6%	0.0007	L90(9k) > 54,400 hrs L80(9k) > 54,400 hrs L70(9k) > 54,400 hrs


Material:



Aluminium alloy heatsink
With electrophoresis treatment



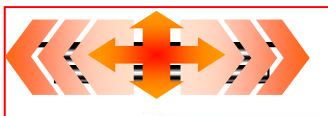

Aluminium alloy housing
With electrostatic spraying




Stainless steel SUS304
Fixed Handle
With electrophoresis treatment

Heat Dissipation Structure:

The heat radiator area of the LED floodlight is the biggest in the high-power LED industry at present



Driver inside with ventilation design, protect it from the damage of sunshine



Specification

Main Parameters:

Input Voltage	90-305 VAC, 50/60 Hz
AC CURRENT(Typ.)	4A/115VAC 2A/230VAC 1.2A/277VAC
INRUSH CURRENT(Typ)	COLD START 150A(twidth=570 μ s measured at 50%Ipeak)at 230VAC
LEAKAGE CURRENT	<0.75mA/277VAC
POWER FACTOR(Typ.)	PF>0.98/115VAC,PF>0.95/230VAC at full lead
LED Light Source	CREE Xlamp
LED Qty	48PCS
LED Power	400W
Total System Power	423W
Power supply	TaiWan MeanWell
Driver Qty	2PCS
LED Luminous Efficiency	180 lm /W
LED Initial Luminous Flux	72000 Lm
Illuminance Uniformity	>0.8
Color Temperature	2700、3000、3500、4000、5000、5700、6500K
Color Rendering Index	75/80/90+
Light Distribution	Asymmetric / Rectangular
Beam Angle	10° /24° /38° /60° /90°
LED Junction Temperature	≤70℃ (@ Ta=25℃)
Working Temperature	-40℃ ~ +65℃
Storage Temperature	-40℃ ~ +65℃ (Best 25℃)
IP Rating	IP67
Net weight	15.5Kg
Life-span	>80,000H
Power Cord	SJT 3X1.31mm ² (16AWG) triple shield wire
Shell Color	Black/Silver/Grey

LumCAT: GL-FL-400W

Luminaire: LED Flood Light

Report No: BSR1405080406-9

Test No: BSR1405080406-9

LampCAT:

Lamp flux(lm)

Number of Lamps: 96

Length(mm): 1000

Phm Type: C

Voltage(V): 120.090

Current(A): 3.560

Power (W): 423.570

PF: 0.991

Ballast type: MW

Width(mm): 300

Height(mm): 21

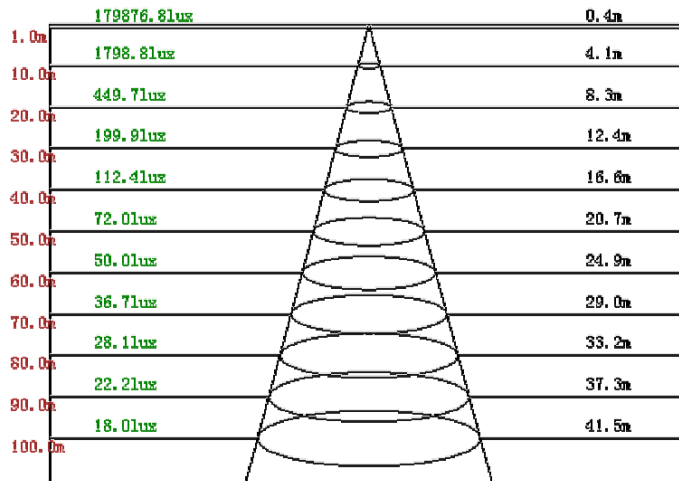
Photometric Results

Lumens(lm): 50297.57

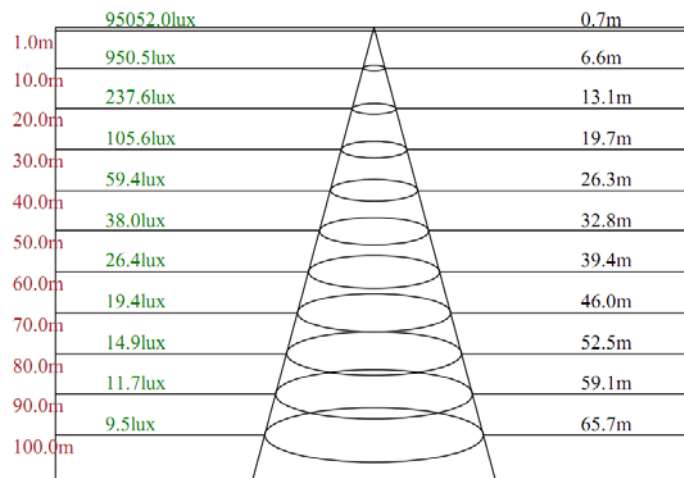
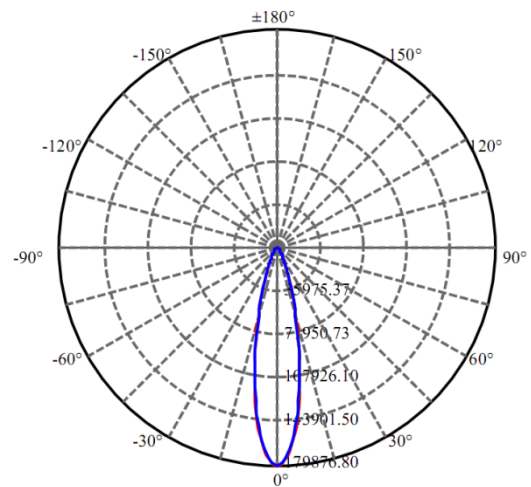
Lumens(lm)/Power(W): 118.75

Central intensity(cd): 95052.010

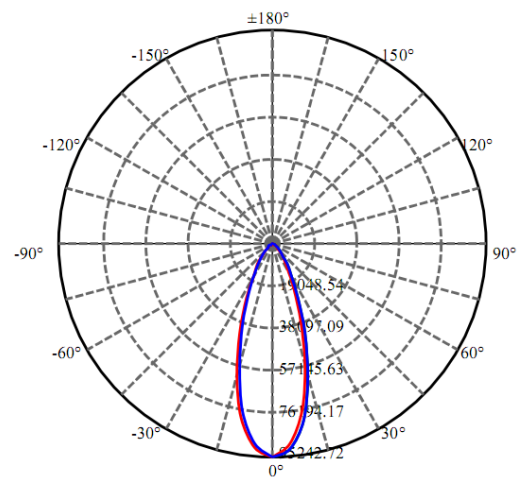
Maximum intensity(cd): 95242.720



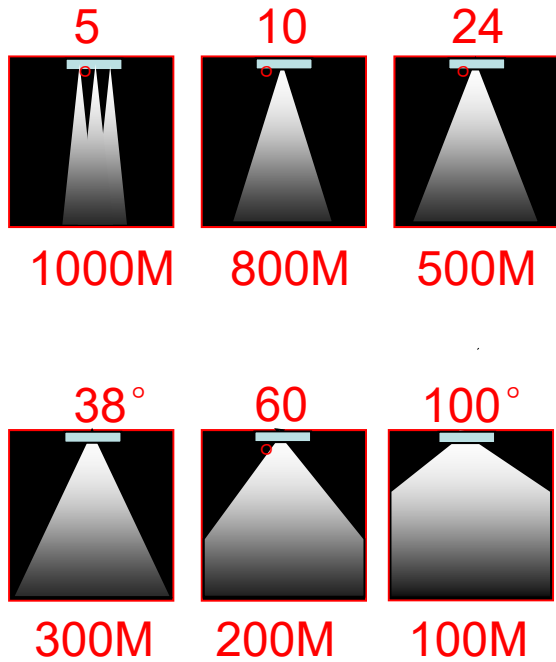
Beam angle of C0plane23.43



Beam angle of C90plane36.36

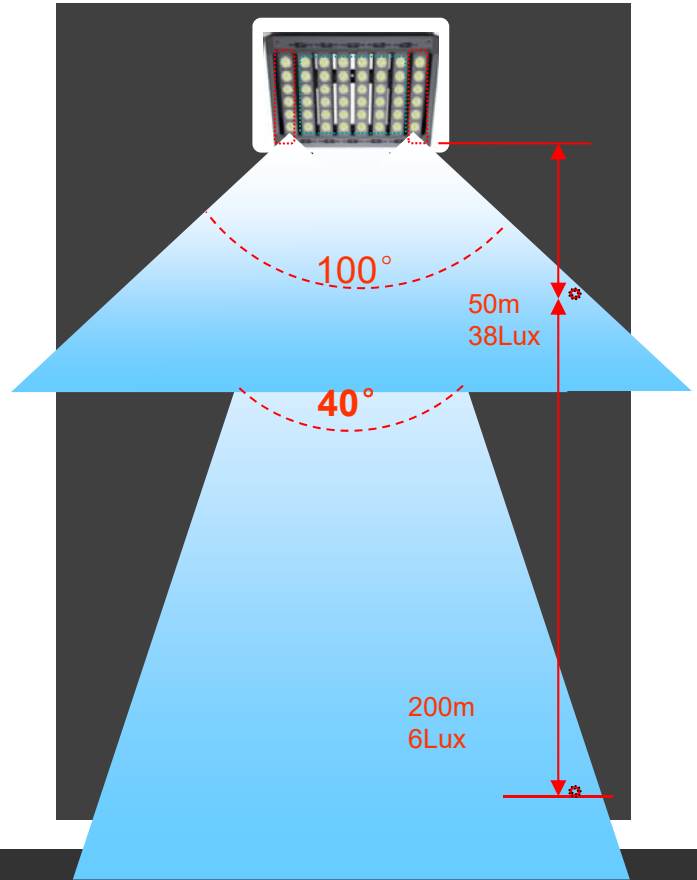


Beam Angle




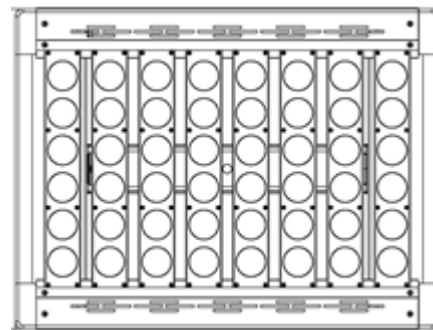
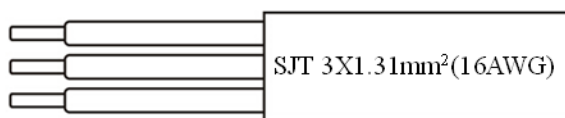
Multi Angle Applications

Two Angle Showing

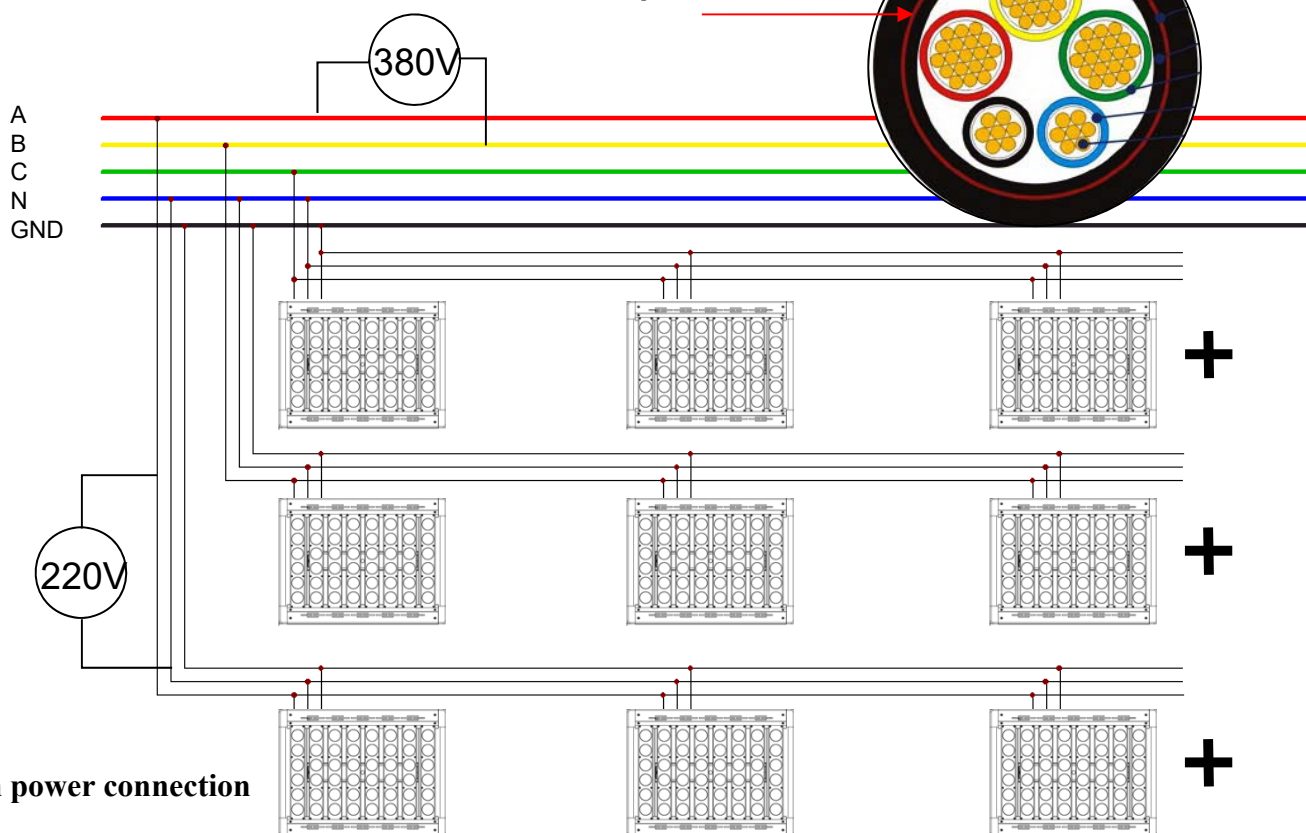


Wiring Diagram

- Black—Neutral
- White—Line
- Green—Ground

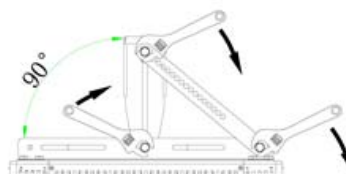
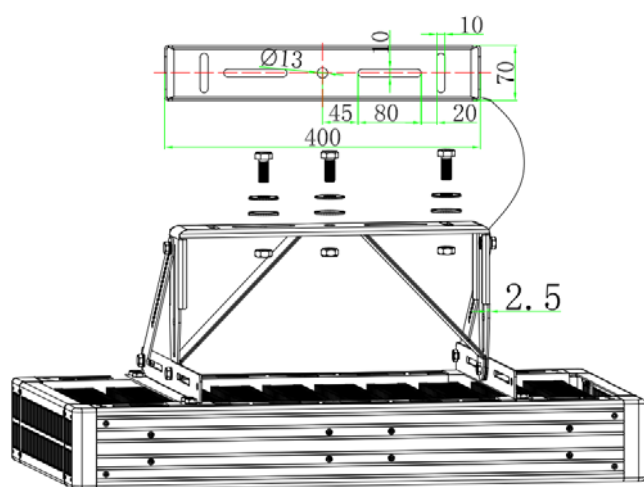


Triphase Cable

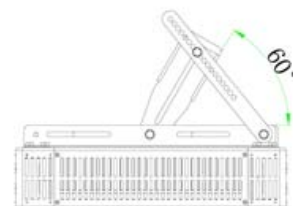


Installation Instructions

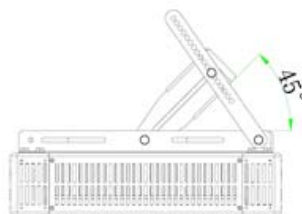
Through the screw, choose and adjust the angle of the bracket you need before installaing



Vertical 90 degrees



Right rotation 60 degrees



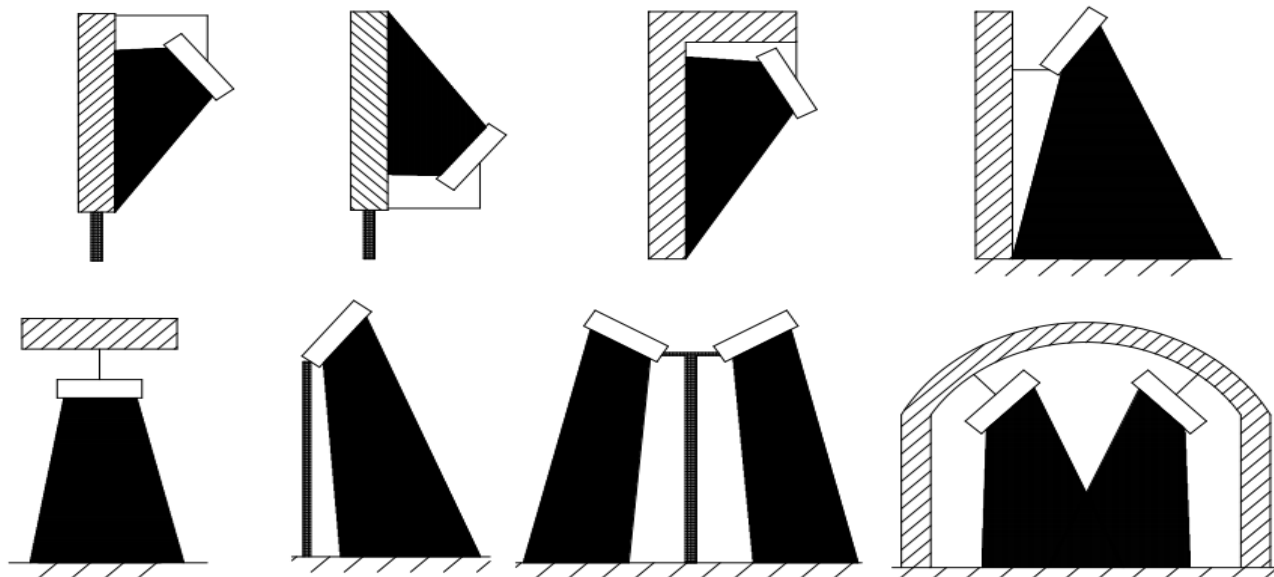
Right turn 45 degrees



30 degrees right rotation

Applications

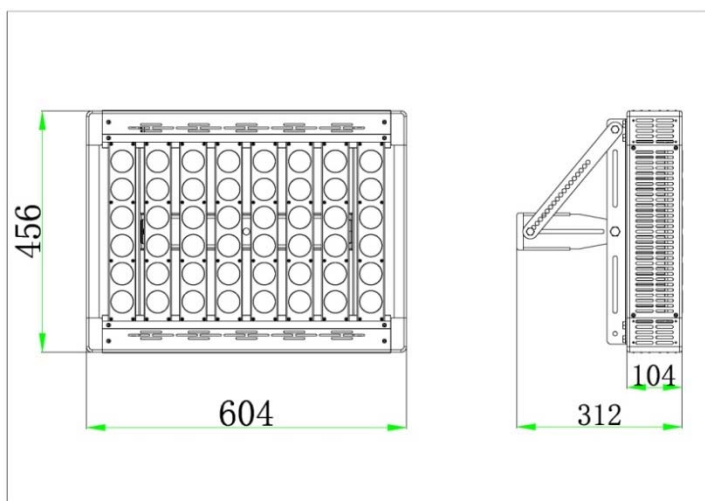
Applied in large sports field lighting, football, basketball, golf and tennis court, racetrack, badminton, roads, high-rise buildings, tower lights, etc. Can also be applied in large square, airport, commercial building, construction engineering, farm, amusement parks, parking lots, harbor, industrial buildings, and other special lighting environment.



Maintenance / Repairing Instructions:

1. Make sure the power has been turned off before maintenance or repairing.
2. Clean the LED Lens regularly to maintain high transmission of light.
3. Clean up the dust from the lens and heat sink regularly to keep sound heat dispersion.
4. Be careful not to use corrosive solution for cleaning, preferably with a wet cloth.
5. When install or replace power supply, directly open the back cover with a screwdriver, then remove the power supply. On DC power output, the red cable corresponds to the positive power polarity, and black corresponds to the negative.
Pay attention do not reverse the positive and the negative in any circumstance.

Product Dimension-(mm)



Free-inspection Export Wooden Packing



Packing Size(L*W*H) /1unit	680*530*260mm
N.W.	15.5Kg
G.W.	23Kg